




UCL

Expand

**Societies and
Cultures**

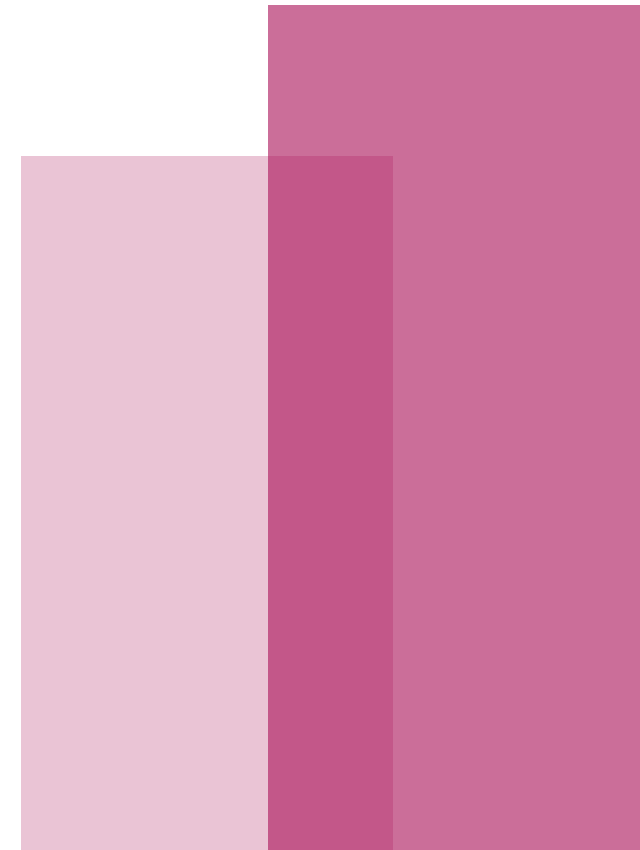
Presentation and Debate



Debating Roman Theatre

Lesson Aims

- To understand and implement the techniques required to debate a topic.
- To practice constructing an argument and presenting it to an opposing team.



Starter Activity



Why do we debate?

Put your answers on the Mentimeter slide by going to [Menti.com](https://www.menti.com) and typing in the code.



Starter Activity



How do we convince someone else of an argument?

Put your answers on the Mentimeter slide by going to [Menti.com](https://www.menti.com) and typing in the code.



The Principals of a Good Debate




Research

Structure

Clarity

Style

Opinion




Critical Thinking Debate Activity

We will watch a section of this video on the next slide:

As you watch, take notes on two things:


- Is he convincing?
- What is good about his speech?
- Is there anything you don't like about the speech?

I will ask you to put your answers to these questions in the chat after the video is finished.



Stephen Fry's Opening Statement:

The Munk Debate on Political Correctness



Class Debate

Women and slaves are well-represented in Roman theatre.

Group One – AGREE

Group Two – DISAGREE

You will be split into two groups. In your groups you will be asked to construct how you would make a case for your side of the debate using the template provided on Padlet.

Constructing a Debate Template



Opening Statements:

- What is the main point of your argument?

Three Key Pieces of Evidence:

- These can be from the work we have done in the first two sessions (from looking at the plays to looking at the visual sources).

Concluding Remarks:

- Summarize your main arguments with a few punchy sentences.
- Try and say something about why you are right and why it is important that the rest of the class agrees with you.



Developing Your Project

Finalize your ideas for your project.

- What final touches can you make to your presentation?
- How will you explain your presentation to someone who knows nothing about your topic?

This is also an opportunity to ask any questions that you have about the projects. Feel free to use the chat to ask questions anonymously if you would like.



What's coming up?

Drop-in sessions are run on the following evenings from 6pm – 7pm.

Monday 26th February

Monday 4th March

Monday 11th March

Monday 18th March

Monday 25th March

These sessions are not compulsory, but feel free to come along if you have any questions or would like to speak to a member of the UCL Expand team.

Your next subject session will be on (**INPUT DATE: following Wednesday evening**) from 6pm – 7:30pm.

Any questions?

If you need any support, or have any further questions, please don't hesitate to send the UCL Expand Team an email at wp.post16@ucl.ac.uk or drop us a text on **07857630033**.



Ask us a question!